

## STAINLESS STEEL SLIDE GATES

## SERIES: A - 111

SELF-CONTAINED SLIDE GATE



NON SELF-CONTAINED SLIDE GATE



### SPECIFICATION:

These slide gates are made as per AWWA C561 / BS7775 for general purpose use.

### APPLICATION:

These slide gates are directly mounted on the face of the wall and are used to isolate flow in and out of a conduit. They are suitable for 6 m seating and unseating head upto 900 x 900 mm size and 6 m seating and 3 m unseating head for higher sizes upto 1200 x 1200 mm.

### FEATURES:

- Frame suitable for direct mounting on face of the wall using anchor fasteners and secondary grout between wall and frame.
- Gate frame provided with low friction UHMWPE guides to prevent galling between stainless steel frame and slide during operation.
- Full length frame provided with short length extension guides sufficient to engage at least half the overall vertical height of slide when the gate is full open.
- Material thickness for frame and slide selected to suit applicable head.
- Slide sufficiently ribbed to ensure that deflection under designated water head does not result into leakage over the specified limit.
- Offered with SELF-SECURE™ resilient sealing system having seal separate from the seat to offer leakage limits substantially lesser than that stated in AWWA C561.
- SELF-SECURE™ resilient sealing system comprises of replaceable resilient seal in forced contact with plain face of stainless steel slide.
- Resilient seal fitment ensures that the slide gate need not be removed from its location for future replacement.
- Identical sealing arrangement for conventional as well as flush bottom slide gates.
- Rising stem with pedestal / yoke mounted manual gate operating mechanism to operate the slide gate with less than 18 kgs effort on the crank or handwheel.
- Single piece or multi piece stem to suit the installation depth, coupling to connect stem section with the lowest stem section connecting to the block mounted on slide.
- Stem guides and brackets to prevent buckling of stem.
- Travel stop mounted on frame to limit over travel of slide while opening.
- Anchor bolts with nuts and washers for frame, stem guide brackets and pedestal of lift mechanism.

**OPTIONAL FEATURES:**

- Oversized frame opening for slide gates to be mounted in front of a concrete pipe terminating at the face of the wall.
- Self-contained gate frame with lift mechanism mounted directly on yoke provided across the top of gate frame.
- Non-rising stem.
- Electric/Pneumatic/Hydraulic operating arrangement.
- Portable electric or hydraulic gate operator.
- Foot wall bracket for pedestal mounting.
- Stem cover made of galvanized steel or transparent plastic tube.
- Gate position indicating arrangement.

**MATERIAL OF CONSTRUCTION:**

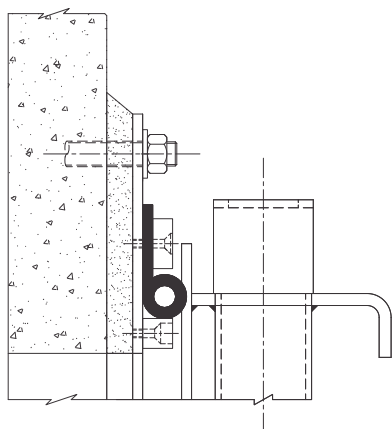
Depending upon application and requirement, client can select and specify the material of construction option for various components of slide gate from the alternatives stated on page no.33.

**SHOPTESTING:**

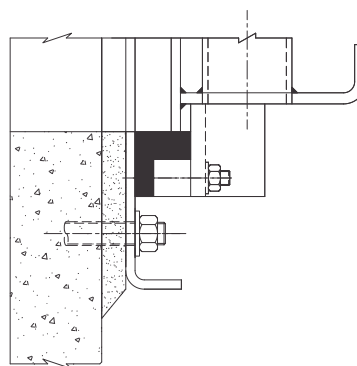
- Leakage testing of slide gate at plant at actual operating head to verify slide gate leakage performance meeting leakage requirement as specified or as per AWWA C561 / BS7775.#
- Seat clearance check of each slide gate for clearance between mating sealing faces.
- Movement test for checking interference free movement of complete assembly.
- Torque test to verify gate operating torque for manually operated slide gates.

# For getting similar leakage result at site ensure that there is no frame distortion during the process of slide gate installation on wall.

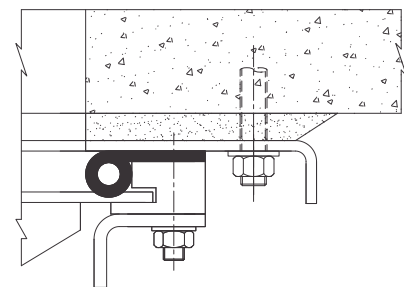
**SELF- SECURE™ RESILIENT SEALING SYSTEM**



TOP SEALING ARRANGEMENT



BOTTOM SEALING ARRANGEMENT



SIDE SEALING ARRANGEMENT