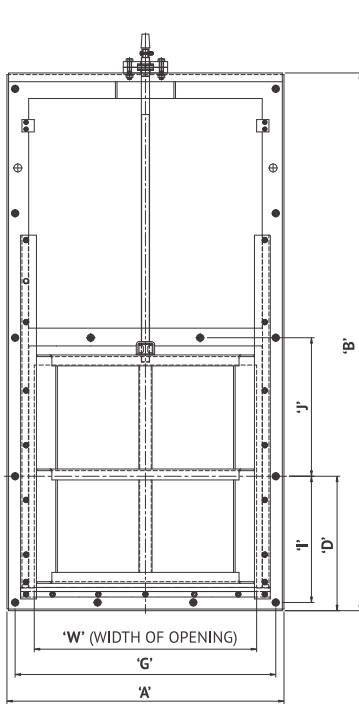


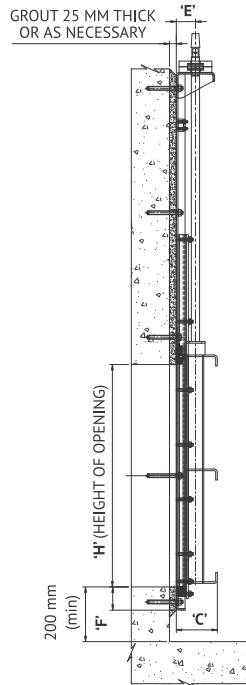
# STAINLESS STEEL SLIDE GATES

## SERIES: A - 111 - DRAWINGS

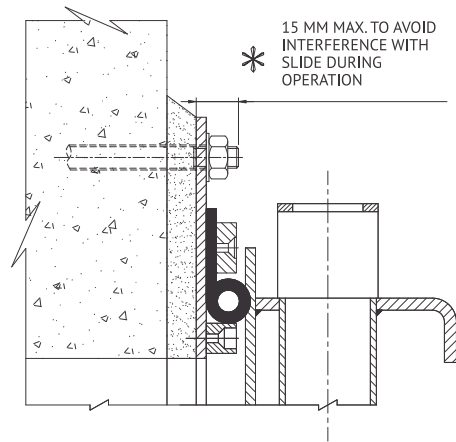
SELF CONTAINED CONVENTIONAL CLOSURE



FRONT VIEW

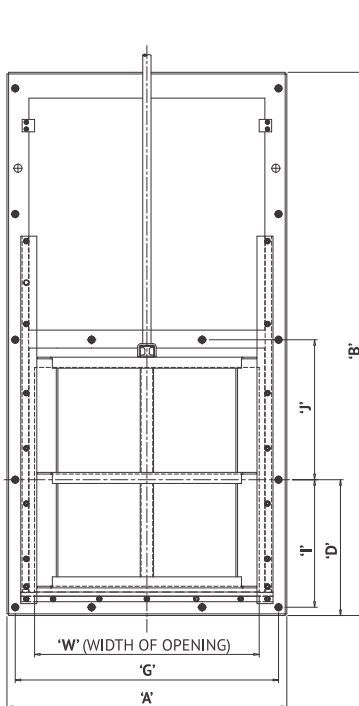


SIDE VIEW

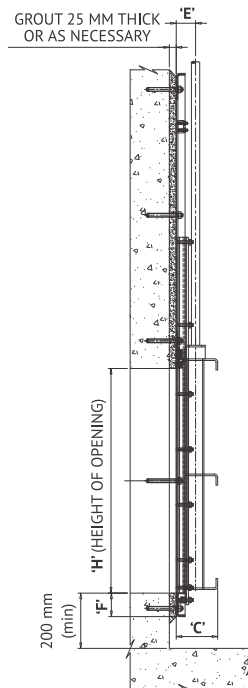


PROJECTION OF TOP  
ANCHOR FASTENERS

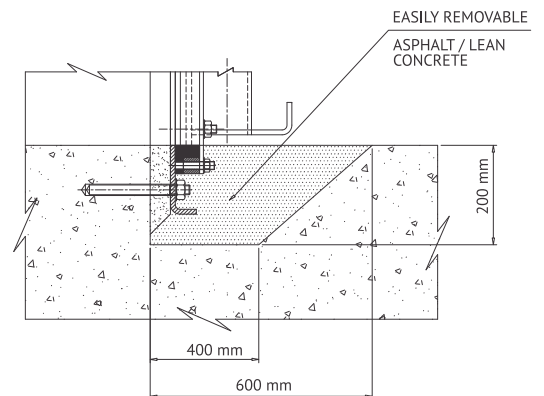
NON SELF CONTAINED CONVENTIONAL CLOSURE



FRONT VIEW



SIDE VIEW



FLUSH BOTTOM CLOSURE  
CIVIL DETAILS

# SERIES: A - 111 - DATASHEET



W	H	A	B	C	D	E	F	G	I	J
150	150	370	615	135	160	70	85	311	130	-
200	200	420	720	135	190	70	85	362	155	-
250	250	475	820	145	215	70	85	413	181	-
300	300	525	920	145	240	70	85	464	209	-
350	350	575	1020	145	265	70	85	514	228	-
400	400	625	1125	150	290	70	85	565	257	-
450	450	675	1225	160	315	70	85	616	279	-
500	500	725	1365	160	340	73	85	667	308	356
550	550	780	1470	180	365	73	85	718	336	381
600	600	830	1570	180	390	73	85	768	362	406
700	700	930	1810	180	440	73	85	870	409	457
750	750	980	1910	185	465	76	85	921	435	483
800	800	1030	2010	185	490	76	85	972	460	508
900	900	1135	2215	185	545	76	85	1073	511	533
1000	1000	1235	2420	185	595	76	85	1175	562	559
1050	1050	1285	2520	190	620	76	85	1225	587	635
1200	1200	1440	2825	190	695	79	85	1378	663	711

**NOTES:**

- All dimensions are in mm.
- Dimensions of rectangular & other sizes on request.