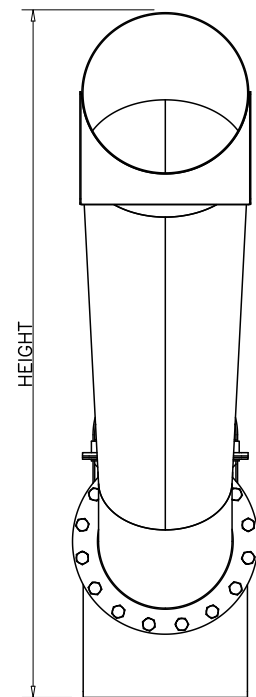
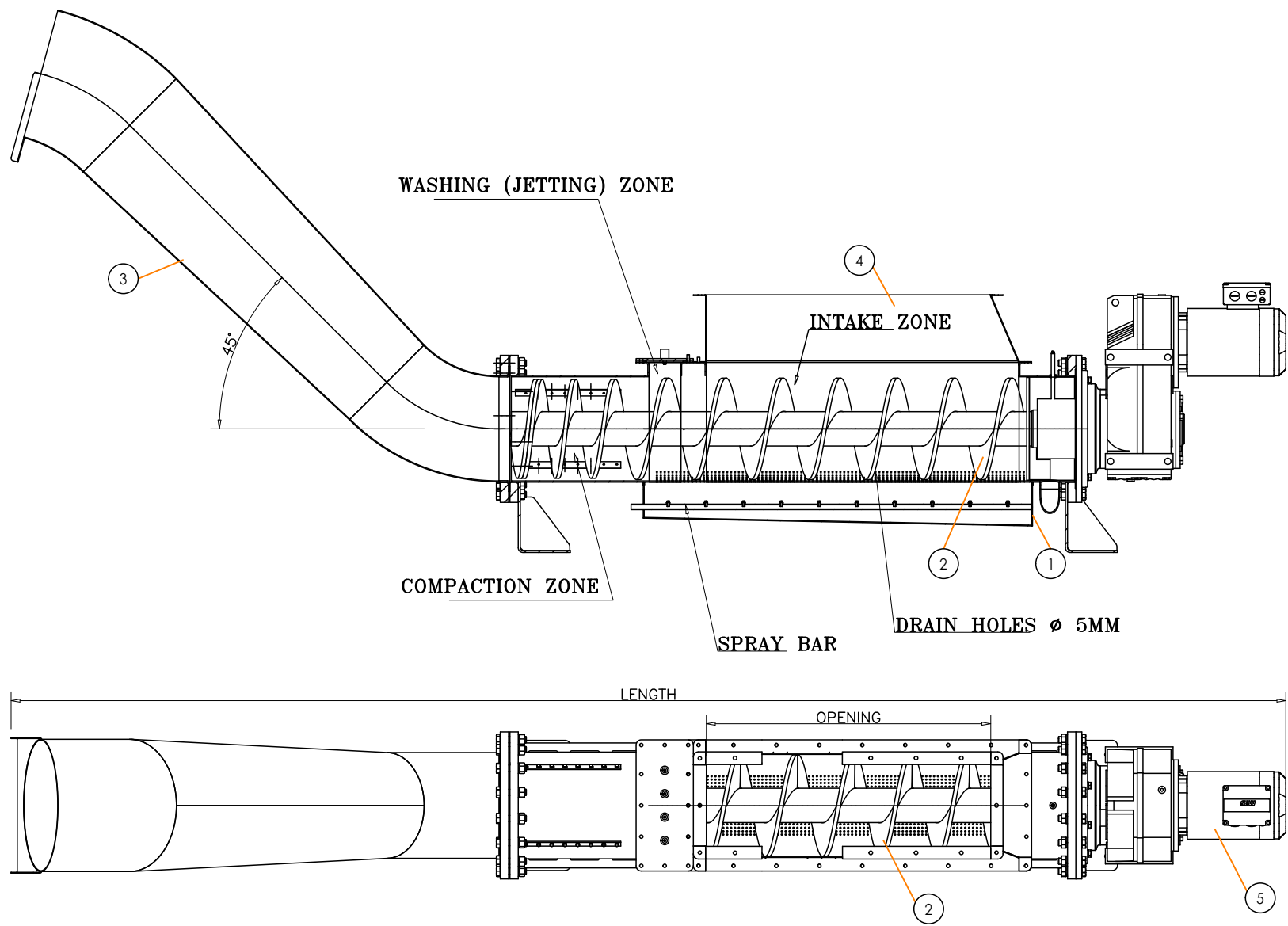


DUE TO PROCESS OF CONTINUOUS UPGRADATION DESIGN IS SUBJECTED TO CHANGE WITHOUT NOTICE.

FOR REFERENCE ONLY



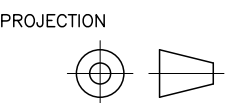
05	DRIVE UNIT	SEW Standards
04	JB HOPPER	----
03	JB OUTLET TUBE	----
02	JB SCREW	----
01	JB BODY +DEWATER. TROUGH+WEAR BARS	----
Sr. No.	DESCRIPTION	DESCRIPTION

THIS REFERENCE DRAWING IS NOT SPECIFIC TO THE REQUIREMENT OF THE CLIENT AND IS SUBMITTED TO GIVE A GENERAL IDEA OF PRODUCT TO BE GIVEN. A DETAILED DRAWING SPECIFIC TO THE CLIENT REQUIREMENT WILL BE SUBMITTED LATER ON UPON RECEIPT OF ORDER. HENCE DESIGN & DIMENSION IS FOR GENERAL REFERENCE ONLY AND SUBJECT TO CHANGE.

CLIENT :-
PROJECT :-
PO NO. :-
QTY. :-

ALL DIMENSIONS ARE IN MILLIMETRES UNLESS OTHERWISE SPECIFIED

JASH
JASH ENGINEERING LIMITED
INDORE (M.P.) (INDIA)



GENERAL ARRANGEMENT DRAWING
OF JET BREAKER

SCALE : NTS.	DT.: -----
DRWN -----	DWG. SUBMITTED
CHKD -----	IN PDF FORMAT
APPD -----	
DRG.NO. JE/SM/GENERAL/REF. RO	REV. RO

REV.	DESCRIPTION	DATE	REV.BY	CkD.BY.
------	-------------	------	--------	---------